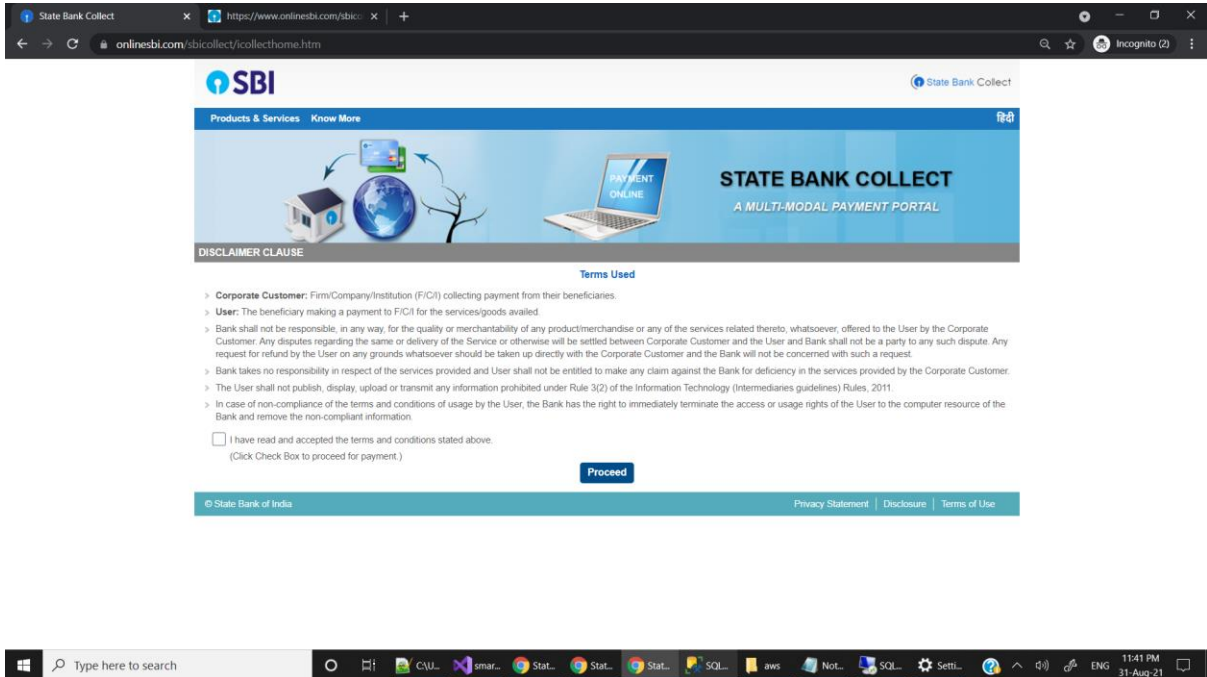


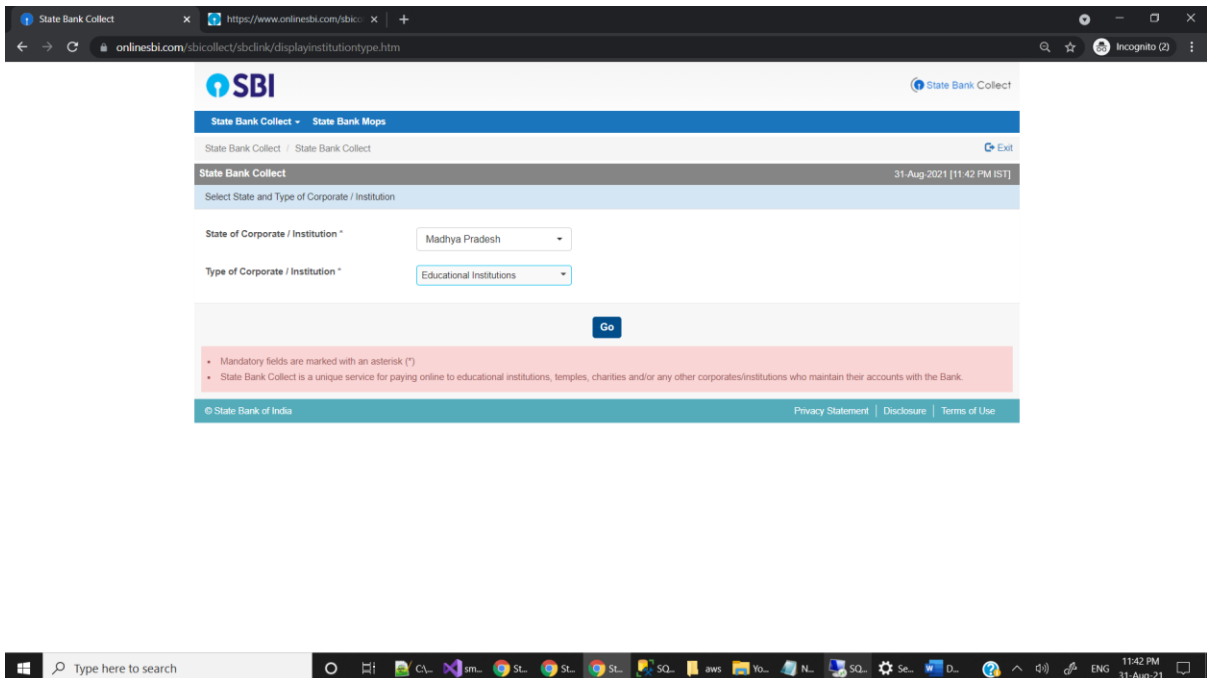
## How to do Payment

Step 01: Click on Proceed.



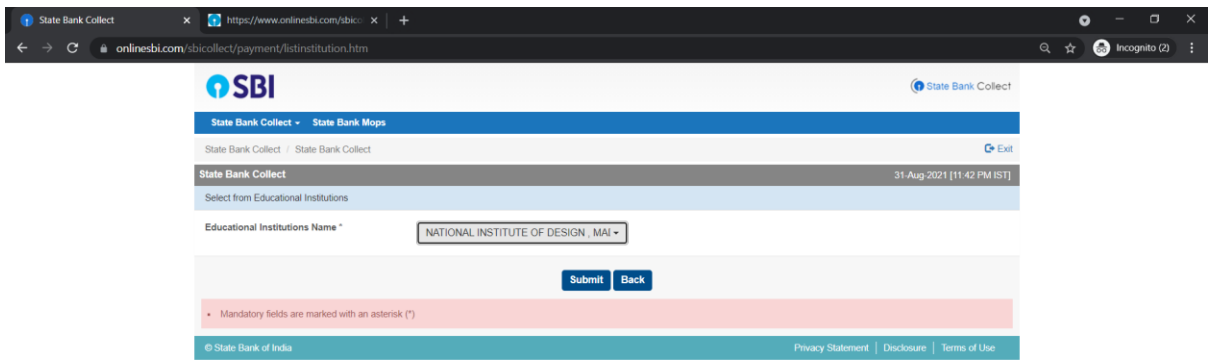
The screenshot shows the State Bank Collect website interface. At the top, there is a navigation bar with the SBI logo and 'State Bank Collect' text. Below this is a banner with the text 'STATE BANK COLLECT A MULTI-MODAL PAYMENT PORTAL'. A 'Disclaimer Clause' section is visible, containing several bullet points regarding the terms of use for Corporate Customers and Users. A checkbox is present with the text 'I have read and accepted the terms and conditions stated above. (Click Check Box to proceed for payment.)'. A blue 'Proceed' button is located at the bottom of the disclaimer section. The footer includes '© State Bank of India' and links for 'Privacy Statement', 'Disclosure', and 'Terms of Use'. The Windows taskbar at the bottom shows the search bar and various application icons.

Step 02 Select Madhya Pradesh in first drop down and Education Institute in second drop down.

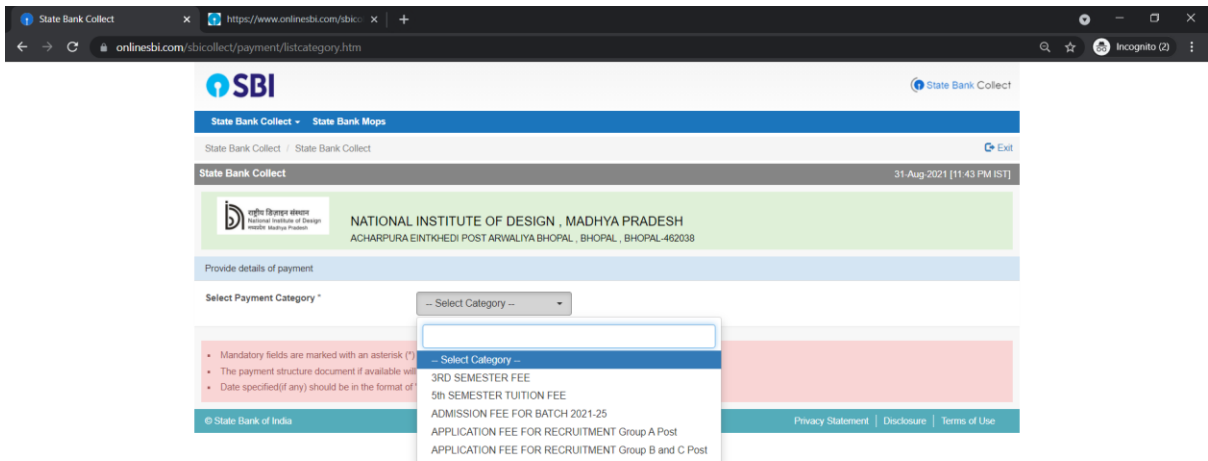


The screenshot shows the State Bank Collect website interface for selecting an institution. The page title is 'State Bank Collect - State Bank Mops'. Below the navigation bar, there is a breadcrumb trail 'State Bank Collect / State Bank Collect' and an 'Exit' button. The main heading is 'State Bank Collect' with the date '31-Aug-2021 [11:42 PM IST]'. The instruction 'Select State and Type of Corporate / Institution' is displayed. Two dropdown menus are shown: 'State of Corporate / Institution \*' with 'Madhya Pradesh' selected, and 'Type of Corporate / Institution \*' with 'Educational Institutions' selected. A blue 'Go' button is positioned below the dropdowns. A red warning box contains the following text: 'Mandatory fields are marked with an asterisk (\*)' and 'State Bank Collect is a unique service for paying online to educational institutions, temples, charities and/or any other corporates/institutions who maintain their accounts with the Bank.' The footer includes '© State Bank of India' and links for 'Privacy Statement', 'Disclosure', and 'Terms of Use'. The Windows taskbar at the bottom shows the search bar and various application icons.

Step 03 Select National Institute of Design Madhya Pradesh.



#### Step 04: Select Your Post Group.



#### Step 05 : Fill the form and Submit.

State Bank Collect | https://www.onlinesbi.com/sbicollect/payment/showpaymentdetails.htm | 31-Aug-2021 [11:45 PM IST]

**NATIONAL INSTITUTE OF DESIGN , MADHYA PRADESH**  
 ACHARPURA EINTKHEDI POST ARWALIYA BHOPAL , BHOPAL , BHOPAL-462038

Provide details of payment

Select Payment Category \* APPLICATION FEE FOR RE

APPLICATION NUMBER \*

CANDIDATE NAME \*

CANDIDATE FATHERS NAME \*

MOBILE NUMBER \*

Email Address \*

ADVERTISEMENT NUMBER \* --Select ADVERTISEMENT NUM--

POST APPLIED FOR \* --Select POST APPLIED FOR--

Application FEE \* 500 Fixed:Rs.500

Remarks

- Deputy Registrar, Administrative Officer , Senior Accounts Officer
- Applicant may apply for above mentioned post through this page only

Please enter your Name, Date of Birth (For Personal Banking) / Incorporation (For Corporate Banking) & Mobile Number. This is required to reprint your e-receipt / remittance(PAP) form, if the need arises.

Name \*

Date Of Birth / Incorporation \*

State Bank Collect | https://www.onlinesbi.com/sbicollect/payment/showpaymentdetails.htm | 31-Aug-2021 [11:43 PM IST]

**NATIONAL INSTITUTE OF DESIGN , MADHYA PRADESH**  
 ACHARPURA EINTKHEDI POST ARWALIYA BHOPAL , BHOPAL , BHOPAL-462038

Provide details of payment

Select Payment Category \* APPLICATION FEE FOR RE

APPLICATION NUMBER \*

CANDIDATE NAME \*

CANDIDATE FATHERS NAME \*

MOBILE NUMBER \*

Email Address \*

ADVERTISEMENT NUMBER \* NIDMP/RECTT/ADMIN/2021/0

POST APPLIED FOR \* --Select POST APPLIED FOR--

APPLICATION FEE \* 200 Fixed:Rs.200

Remarks

- Head Security Services, Senior Assistant Librarian , Senior Superintendent (Accounts), Assistant Administrative Officer, Superintendent , Senior Assistant (Admin/Studio) , Assistant (Accounts/Admin/Library), Warden
- Applicant may apply for above mentioned post through this page only

Please enter your Name, Date of Birth (For Personal Banking) / Incorporation (For Corporate Banking) & Mobile Number. This is required to reprint your e-receipt / remittance(PAP) form, if the need arises.

Name \*

Step06: Note the Bank Reference Number to Enter in the portal.