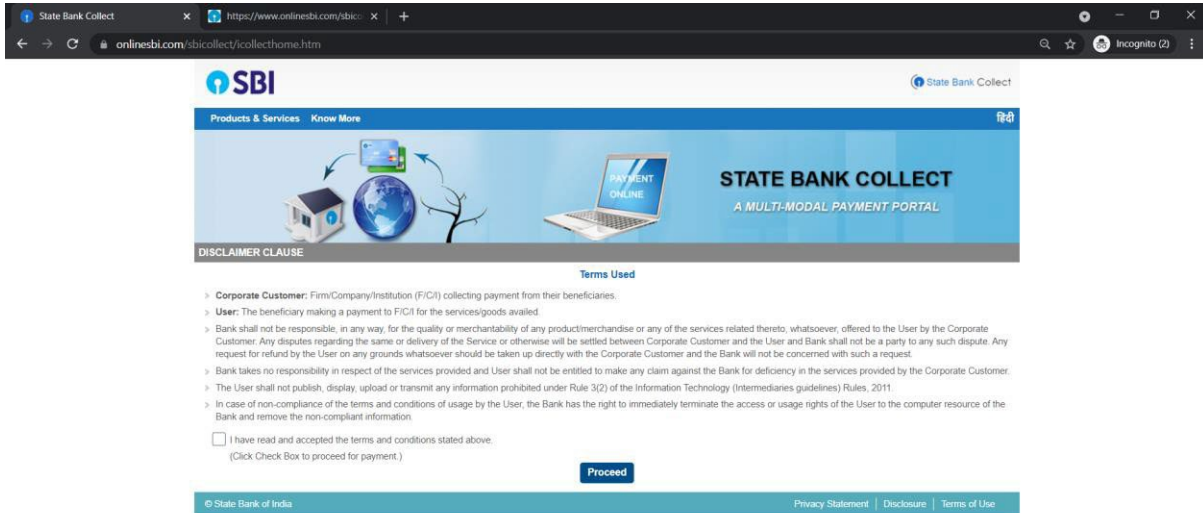


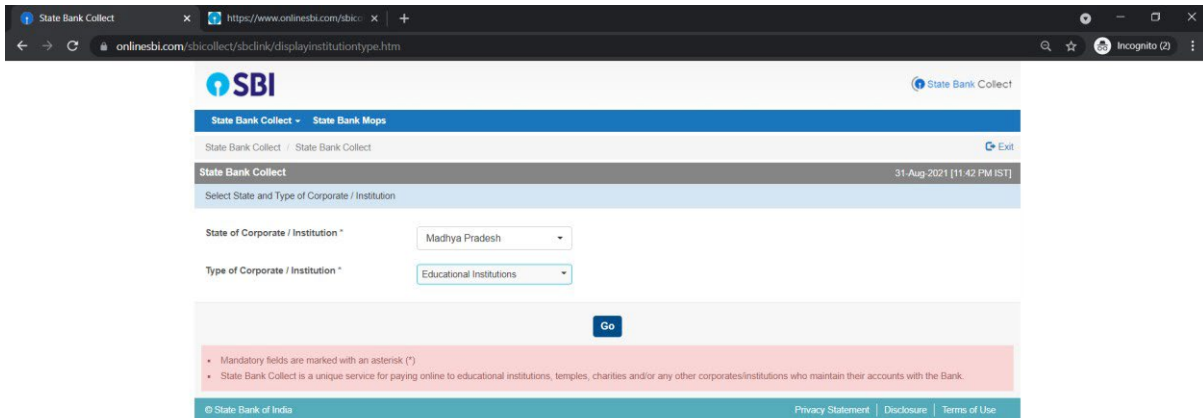
## How to do Payment

Step 01: Click on Proceed.



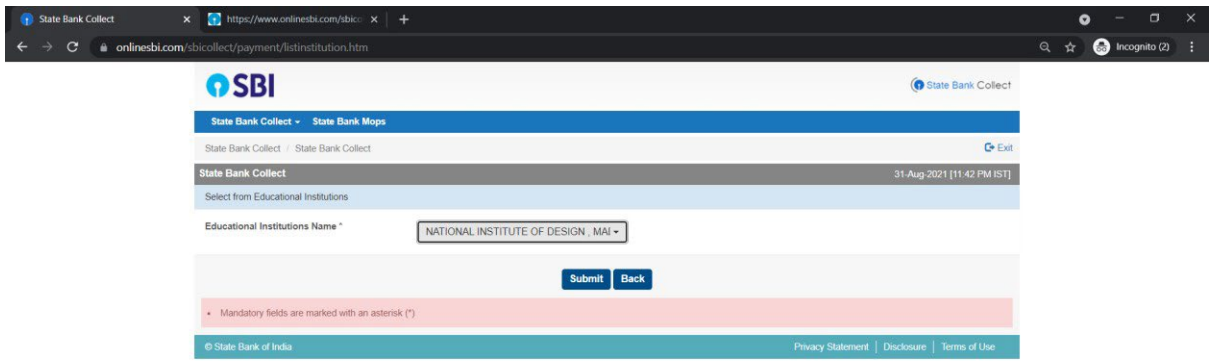
The screenshot shows the State Bank Collect website interface. At the top, there is a navigation bar with the SBI logo and 'State Bank Collect' text. Below this is a banner with the text 'STATE BANK COLLECT A MULTI-MODAL PAYMENT PORTAL'. A 'Disclaimer Clause' section is visible, containing several bullet points regarding the terms of service. A 'Proceed' button is located at the bottom right of the disclaimer section. The footer includes '© State Bank of India', 'Privacy Statement', 'Disclosure', and 'Terms of Use'.

Step 02 Select Madhya Pradesh in first drop down and Education Institute in second drop down.

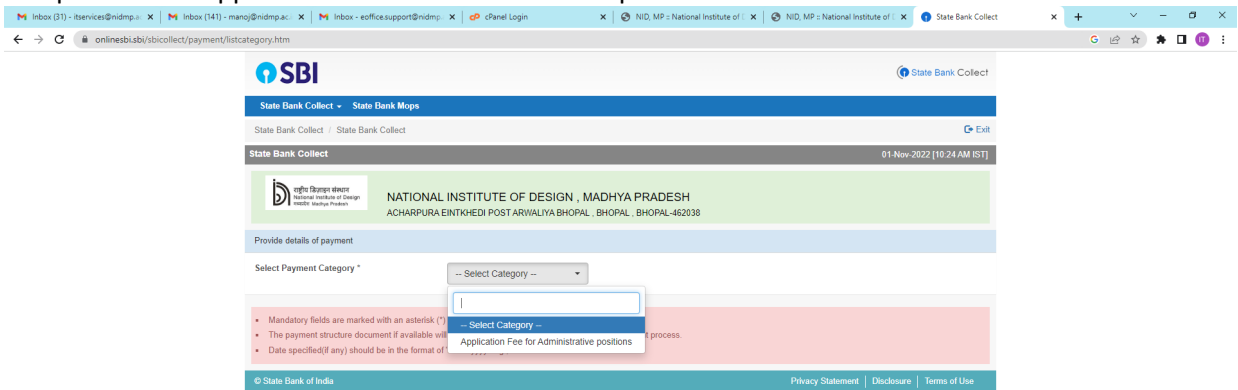


The screenshot shows the State Bank Collect website interface. The page title is 'State Bank Collect - State Bank Mops'. The main content area has a heading 'Select State and Type of Corporate / Institution'. There are two dropdown menus: 'State of Corporate / Institution \*' with 'Madhya Pradesh' selected, and 'Type of Corporate / Institution \*' with 'Educational Institutions' selected. A 'Go' button is located below the dropdowns. A red banner at the bottom contains the following text: 'Mandatory fields are marked with an asterisk (\*)' and 'State Bank Collect is a unique service for paying online to educational institutions, temples, charities and/or any other corporates/institutions who maintain their accounts with the Bank.' The footer includes '© State Bank of India', 'Privacy Statement', 'Disclosure', and 'Terms of Use'.

Step 03 Select National Institute of Design Madhya Pradesh.



#### Step 04: Select Application Fee For Administrative positions.



#### Step 05 : Fill the form and Submit.

The screenshot displays the SBI State Bank Collect portal. The header includes the SBI logo and the text 'State Bank Collect'. Below the header, there is a navigation bar with 'State Bank Collect' and 'State Bank Mops'. The main content area features the logo of National Institute of Design, Madhya Pradesh, and the text 'NATIONAL INSTITUTE OF DESIGN, MADHYA PRADESH' and 'ACHARPURA EINTKHEDI POST ARWALIYA BHOPAL, BHOPAL, BHOPAL-462038'. The page is titled 'Provide details of payment' and contains a form with the following fields:

- Select Payment Category \* (Application Fee for Administrative positions)
- ADVERTISEMENT NUMBER \* (Dropdown menu: --Select ADVERTISEMENT N--)
- POST APPLIED FOR \* (Dropdown menu: --Select POST APPLIED FOF--)
- APPLICATION NUMBER \* (Text input field)
- CANDIDATE NAME \* (Text input field)
- FATHER NAME \* (Text input field)
- MOBILE NUMBER \* (Text input field)
- EMAIL ADDRESS \* (Text input field)
- APPLICATION FEE \* (Dropdown menu: --Select APPLICATION FEE--)
- Remarks (Text input field)

A note at the bottom of the form states: 'APPLICATION FEE IS PAYABLE ONLY FOR THE POSITIONS APPLIED ON DIRECT RECRUITMENT AND CONTRACT BASIS.'

Step06: Note the Bank Reference Number to Enter in the portal.